

Voicemail Onscreen Layout

Access Voicemail: Push "Call V.M." or dial (Intercom 165)

Voicemail Main Menu

- Receive Message
- Deliver Message
- Mailbox Management
- AA Status
- MWN (Message Waiting Notification)
- Timed Reminder

Time:
Mode:

- MWL
- Device 1
- Device 2
- Device 3

- New Message
- Old Message
- Deleted Message

- Personal Greeting
- Password
- Owner Name
- Group List
- Caller Name
- Remote FWD CO No.
- Personal Custom

- List 1
- List 2
- List 3
- List 4
- Key 3
- Key 4
- Key 5
- Key 6
- Key 7
- Key 8
- Key 9
- Key 0
- No DTMF


- No Answer
- Busy
- After Hours
- Caller ID
- Temporary


- Tel Number 1
- Tel Number 2



- Call Transfer Status
- Covering Ext.
- Msg. Reception Mode
- Incomplete Handling
- Set Telephone Number

- No Answer
- Busy

NAVIGATION

 Use the Up and Down leys to navigate from option to option.

 Use the Enter Key to select an option in the Menu.

CANCEL or EXIT
 or  Use Cancel or Exit to go back one step in the Menu.